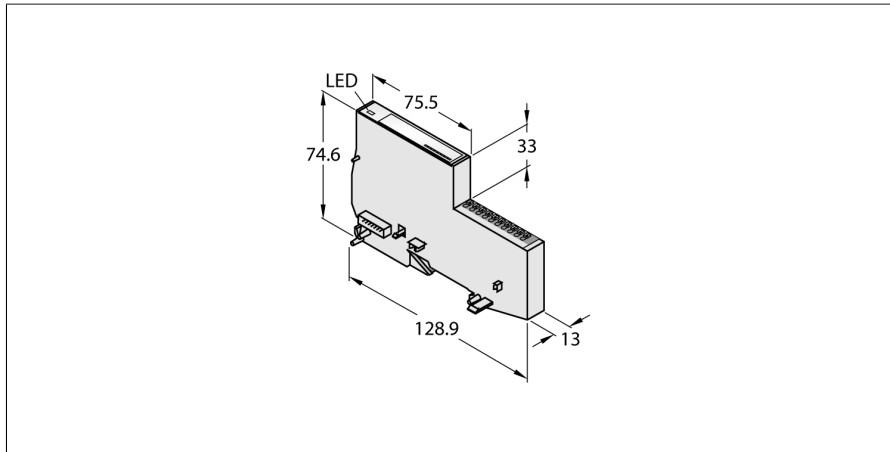


BL20 Economy Module

8 Digital Inputs, PNP

With Extended Temperature Range

BL20-E-8DI-24VDC-P/ET



- Fieldbus-independent
- Electronics and connection technology in one housing
- Connectivity: Push-in terminals
- Protection class IP20
- 8 digital inputs, 24 VDC
- P switching
- Extended temperature range: -25 °C...+60 °C
- Circuit boards with conformal coating

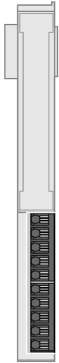
Functional principle

Electronics and connection technology are integrated in the housing. A base module is not needed. Economy modules and modules with separate electronics and connection technology can be fitted into a station, provided the base modules feature tension spring connections.

The use of gateways makes economy modules completely independent from the higher level fieldbus.

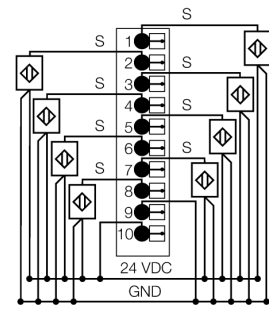
| | |
|--|---|
| Type | BL20-E-8DI-24VDC-P/ET |
| ID | 6827339 |
| Number of channels | 8 |
| Rated voltage from the supply terminal | 24 VDC |
| Admissible range | 18...30 VDC |
| Nominal current from field supply | ≤ 2 mA |
| Nominal current from module bus | ≤ 15 mA |
| Power dissipation, typical | ≤ 1.5 W |
| Input type | PNP |
| Low-level signal voltage | -30 V ... +5 V |
| High level signal voltage | 11 V ... 30 V |
| Low level signal current | -1 mA ... 1.5 mA |
| High level signal current | 2 mA ... 5 mA |
| Input delay | < 0.2 ms |
| Electrical isolation | electronics for the field level |
| Output connectivity | Push-in |
| Dimensions (W x L x H) | 13 x 128.9 x 74.6 mm |
| Approvals | CE |
| Ambient temperature | -25...+60 °C |
| Storage temperature | -25...+85 °C |
| Relative humidity | 15...95 %, no condensation allowed |
| Vibration test | Acc. to EN 61131 |
| Shock test | Acc. to IEC 60068-2-27 |
| Drop and topple | Acc. to IEC 60068-2-31 |
| Electromagnetic compatibility | Acc. to EN 61131-2 |
| Protection class | IP20 |
| MTTF | 328 years acc. to SN 29500 (Ed. 99) 20 °C |

Connection Overview

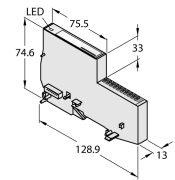
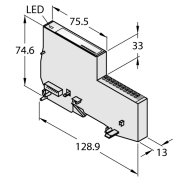
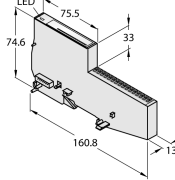
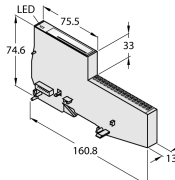


Digital Inputs

Pin Assignment



Accessories

| Type code | Ident no. | | Dimension drawing |
|---------------|-----------|---|---|
| BL20-E-10UL | 100001335 | BL20 ECO module with 10 connection terminals for wiring 24 VDC potential from the UL field supply |  <p>Technical drawing showing dimensions for the BL20-E-10UL module. Dimensions include: LED (top edge), 75.5 (width), 33 (height), 74.6 (left side height), 128.9 (total length), and 13 (right side height).</p> |
| BL20-E-10GNDL | 100001336 | BL20 ECO module with 10 connection terminals for wiring GND potential from the UL field supply |  <p>Technical drawing showing dimensions for the BL20-E-10GNDL module. Dimensions include: LED (top edge), 75.5 (width), 33 (height), 74.6 (left side height), 128.9 (total length), and 13 (right side height).</p> |
| BL20-E-16UL | 100001337 | BL20 ECO module with 16 connection terminals for wiring 24 VDC potential from the UL field supply |  <p>Technical drawing showing dimensions for the BL20-E-16UL module. Dimensions include: LED (top edge), 75.5 (width), 33 (height), 74.6 (left side height), 160.8 (total length), and 13 (right side height).</p> |
| BL20-E-16GNDL | 100001338 | BL20 ECO module with 16 connection terminals for wiring GND potential from the UL field supply |  <p>Technical drawing showing dimensions for the BL20-E-16GNDL module. Dimensions include: LED (top edge), 75.5 (width), 33 (height), 74.6 (left side height), 160.8 (total length), and 13 (right side height).</p> |