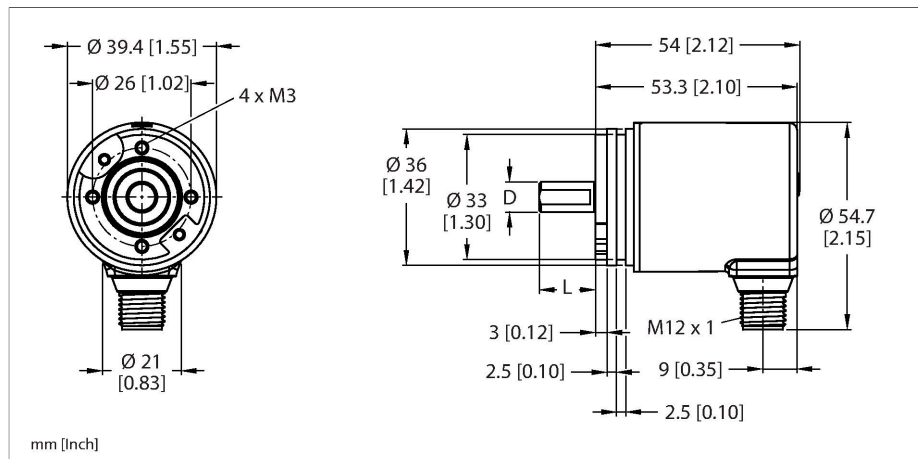


RES-184S6S-9F14B-H1151

Absolute Rotary Encoder - Singleturn

Industrial Line



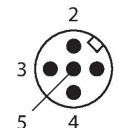
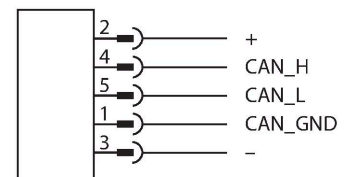
Features

- Synchro flange, Ø 36 mm
- Solid shaft, Ø 6 mm × 12.5 mm
- Magnetic measuring principle
- Shaft material: stainless steel
- Protection class IP67 on housing and shaft side
- -40...+85 °C
- Max. 4000 rpm (continuous operation 2000 rpm)
- 10...30 VDC
- SAE J1939
- M12 × 1 male, 5-pin
- 360° resolved in 14 bit (16384 positions)

Technical data

Type	RES-184S6S-9F14B-H1151
ID	100026157
Measuring principle	Magnetic
General data	
Max. rotational speed	4000 rpm
Starting torque	< 0.01 Nm
Measuring range	0...360 °
Absolute accuracy	± 0.015 ° At 25 °C
Output type	Absolute singleturn
Resolution singleturn	14 Bit
Electrical data	
Operating voltage U _B	10...30 VDC
No-load current	≤ 80 mA
Short-circuit protection	yes
Wire break/reverse polarity protection	yes
Communication protocol	SAE J1939
Interface	SAE J1939
Mechanical data	
Flange type	Synchro flange
Flange diameter	Ø 36 mm
Shaft Type	Solid shaft
Shaft diameter D (mm)	6
Shaft Length L [mm]	12.5
	Shaft with surface
Shaft material	Stainless steel
Housing material	Die-cast zinc

Wiring diagram



Technical data

Electrical connection	Connector, M12 × 1
Axial shaft load	20 N
Radial shaft load	40 N
Environmental conditions	
Ambient temperature	-40...+85 °C
Vibration resistance (EN 60068-2-6)	300 m/s ² , 10...2000 Hz
Shock resistance (EN 60068-2-27)	2500 m/s ² , 6 ms
Protection class	IP67
Protection class shaft	IP67

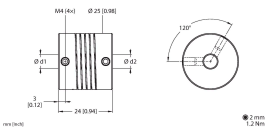
Accessories

<p>RCS-15-06-06 1545362</p> <p>Bellows coupling, outer diameter: 15 mm, bore diameter: 6 mm/6 mm</p>	<p>RCS-15-08-06 1545361</p> <p>Bellows coupling, outer diameter: 15 mm, bore diameter: 8 mm/6 mm</p>
<p>RA-BC-20-06-06 100048777</p> <p>Bellows coupling with aluminum hub Ø 20 mm; d1 = 6 mm, d2 = 6 mm</p>	<p>RA-BC-20-06-08 100048778</p> <p>Bellows coupling with aluminum hub Ø 20 mm; d1 = 6 mm, d2 = 8 mm</p>
<p>RA-BC-20-06-10 100048779</p> <p>Bellows coupling with aluminum hub Ø 20 mm; d1 = 6 mm, d2 = 10 mm</p>	<p>RA-BC-E-20-06-06 100048785</p> <p>Stainless steel bellows coupling Ø 20 mm; d1 = 6 mm, d2 = 6 mm</p>
<p>RA-BC-E-20-06-10 100048786</p> <p>Stainless steel bellows coupling Ø 20 mm; d1 = 6 mm, d2 = 10 mm</p>	<p>RA-SDC-30-06-10 100048791</p> <p>Spring disc coupling Ø 30 mm; d1 = 6 mm, d2 = 10 mm</p>
<p>RA-SDC-30-06-06 100048790</p> <p>Spring disc coupling Ø 30 mm; d1 = 6 mm, d2 = 6 mm</p>	<p>RA-HC-25-06-06 100048794</p> <p>Aluminum helix coupling Ø 25 mm; d1 = 6 mm, d2 = 6 mm</p>

RA-HC-25-06-10

100048795

Aluminum helix coupling Ø 25 mm; d1 = 6 mm, d2 = 10 mm



Accessories

Dimension drawing	Type	ID	
	RKC5701-5M	6931034	

Bus cable for CAN (DeviceNet, -CANopen), M12 female connector, straight, cable length: 5 m, jacket material: PUR, anthracite; cULus approval

